



ANNEX E1

Closure - As Existing

Existing No entry from East

Two-Way Required

Closure - As Existing

Closure Required - Earle Street

Closure Required - Neville Terrace








Diagonal Closure Required - Lowther St

Closure Required - Penley's Grove St

Two-Way Required

Closure Required - St John's Crescent

**Legend**

-  The Groves Boundary
-  Zone Boundary
-  Proposed Closure
-  Existing Closure
-  Existing One-Way
-  Proposed One-Way except for cyclists
-  Proposed Two-Way

